



# Quick Start Guide

- Trail Magik® Kid Carrier -



# Congratulations



Congratulations on purchasing your Trail Magik® Kid Carrier! Introducing your toddler to the wonders of nature, the athleticism of hiking, and the bond you both can share doing something together will create lasting habits & memories for years to come.

Every Trail Magik® Kid Carrier was made with the most durable, long-lasting materials. CORDURA® Fabric is both strong and versatile, great for tackling a day's hike to a long thru-hike with your toddler. It's made to protect against tears, scuffs, and abrasions, yet breathable and lightweight. This extraordinary material is not only abrasion, water, and tear-resistant. It's also pliable and comfortable while cupping your child's bum.

Enclosed is important information on safety, care instructions, and how-to-use directions. For more information, please shoot us an email at [katie@trailmagik.com](mailto:katie@trailmagik.com).

Backpacking with a toddler is not easy, but this carrier helps make it possible.

We hope to see ya out there,

*Kate & Connor  
O'Mara*

- Trail Magik® Kid Carrier -

# Quick Start Guide

**WARNING: READ THIS MANUAL BEFORE USING THIS PRODUCT. FAILURE TO FOLLOW THE INSTRUCTIONS AND SAFETY PRECAUTIONS IN THIS MANUAL CAN RESULT IN SEVERE INJURY OR DEATH. KEEP THIS MANUAL IN A SAFE LOCATION FOR FUTURE REFERENCE.**

## **LET'S GET IT GOING**

Your Trail Magik® Kid Carrier is ready to wear right out of the box! If you prefer washing it, care instructions are simple: hand wash with mild detergent & hang dry.

## **PRACTICE BEFORE THE BIG DAY**

**You need to start with at least a 30 Liter or greater volume backpack with front upper loaders and a comfy waist belt.** Try it out first to get the perfect location for your optimum comfort. Don't wait to learn how to use the carrier on mile 3 of your backpacking trip. Reach out at [HELP@trailmagik.com](mailto:HELP@trailmagik.com) for troubleshooting.

## **PREPARE THE HITCHHIKER**

Discuss the adventures you are planning with your toddler. Let them color The Trail Magik® box to get them excited for their first backpacking trip or hike! This box can be a special place for them to keep treasures they find along your adventures. Giving them a task of finding special leaves or flowers is a great way to keep them motivated & accountable along the way!

## **STORAGE**

Roll the Trail Magik® Kid Carrier up and put in the side pocket of your backpack when not in use. Or clip it to the outside of the backpack during your hike for even more ease.

# HOW TO ATTACH CARRIER TO BACKPACK & LOAD CHILD

**WARNING: READ THIS MANUAL BEFORE USING THIS PRODUCT. FAILURE TO FOLLOW THE INSTRUCTIONS AND SAFETY PRECAUTIONS IN THIS MANUAL CAN RESULT IN SEVERE INJURY OR DEATH. KEEP THIS MANUAL IN A SAFE LOCATION FOR FUTURE REFERENCE.**

## STEP 1

Take Carrier out of pocket.

Make sure you start with at least a 30 Liter Backpack with a waistbelt.



## STEP 2

Orient carrier so that top is facing up and outside is facing away. The top has longer straps with buckles. The bottom has carabiners. The logo patch is sewn to the outside of the carrier; top right.



## STEP 3

Clip carabiners to the lower end of the backpack shoulder straps. The un-laden carrier should rest just below the adult's rib cage. Adjust the carrier's lower strap length for a snug fit.

## STEP 4


-Loop carrier's upper strap around backpack's upper shoulder adjustment point (front upper loaders)

-Feed carrier through until it can be buckled to carrier.



## STEP 5

While bending your knees in a squat-like position - Pick child up.



## STEP 6

Put child in carrier facing adult, with child's legs supported by the lower straps of the carrier. Make sure the child is centered in the carrier so that their legs are equally supported. Tighten the carrier's upper straps to position child at or above the adult's waist.

- Trail Magik® Kid Carrier -

# HOW TO ATTACH CARRIER TO BACKPACK & LOAD CHILD

**WARNING: READ THIS MANUAL BEFORE USING THIS PRODUCT. FAILURE TO FOLLOW THE INSTRUCTIONS AND SAFETY PRECAUTIONS IN THIS MANUAL CAN RESULT IN SEVERE INJURY OR DEATH. KEEP THIS MANUAL IN A SAFE LOCATION FOR FUTURE REFERENCE.**



## STEP 7

Make sure child's knees and legs are above their bottom like a chair position.



## STEP 8


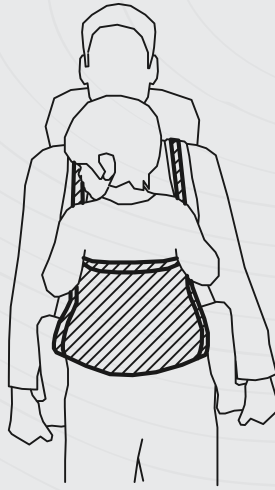
Once child is securely loaded, let them rest and hydrate while you hike at a safe speed.



## STEP 9

When not in use, attach the carrier to the side or roll up and put in a pocket of the backpack and be on your way!

EXAMPLE:



- Trail Magik® Kid Carrier -

# WARNING!

**FAILURE TO FOLLOW THE MANUFACTURER'S INSTRUCTIONS CAN RESULT IN DEATH OR SERIOUS INJURY.  
ONLY USE THIS CARRIER WITH CHILDREN OLDER THAN 12 MONTHS & UP TO 43 POUNDS.**

## **SUFFOCATING HAZARD**

- This product is not for children under 12 months. Children need to be able to fully hold their head up, and their airways should be visible at all times.
- Children younger than 12 months can suffocate in this product if face is pressed tightly against your body. Children at greatest risk of suffocation include those born prematurely and those with respiratory problems.
- Check often to make sure the child's face is uncovered, clearly visible, and away from the caregiver's body at all times.
- Make sure the child does not curl into a position with the chin resting on or near the child's chest. This position can interfere with breathing, even when nothing is covering the nose or mouth.
- If you nurse your child in carrier, always reposition after feeding, so the child's face is not pressed against your body.
- Never use this carrier with children smaller than 15 pounds without seeking the advice of a health care professional.

# WARNING!

**FAILURE TO FOLLOW THE MANUFACTURER'S INSTRUCTIONS CAN RESULT IN DEATH OR SERIOUS INJURY.  
ONLY USE THIS CARRIER WITH CHILDREN OLDER THAN 12 MONTHS & UP TO 43 POUNDS.**

## FALL HAZARD

- Leaning, bending over, or tripping can cause child to fall. Keep one hand on child while moving.
- Follow the recommended weight range when using this carrier (12 months –43 pounds)
- Read and follow all printed instructions and view instructional videos before use.
- Check the integrity of backpack for ripped seams, worn webbing, torn straps or fabric and damaged hardware before each use. If backpack is in a worn condition, stop using carrier until backpack is replaced.
- Always check to ensure that all knots, buckles, snaps, straps, and adjustments are secure on the carrier.
- Ensure that the child is safely positioned in the carrier according to manufacturer's instructions for use.
- Never leave a child in a carrier that is not being worn.
- Check on the child often. Ensure that the child is periodically repositioned.
- Never use a carrier when balance or mobility is impaired because of exercise, drowsiness, or medical conditions.
- Never place more than one child in the carrier. Never use/wear more than one carrier at a time.
- Never use a carrier while engaging in activities such as cooking and cleaning, which involve a heat source or exposure to chemicals.
- Never wear carrier while driving or being a passenger in a motor vehicle.
- For children with complications at or following birth seek the advice of a healthcare professional prior to wearing.
- Hiking with a walking stick is strongly suggested, in order to reduce the risk of potential falls and trips while using the carrier.
- Only use carrier on flat surfaces and open hiking trails.
- Make sure child is resting while in carrier with no resistance or excessive movement. If child is excessively moving take the child out immediately to avoid damage to the carrier and backpack.
- Do not cross a body of water with your child strapped to you.
- While hiking with carrier, use appropriate hiking attire, shoes & equipment.

- Trail Magik® Kid Carrier -



# WARNING!

**FAILURE TO FOLLOW THE MANUFACTURER'S INSTRUCTIONS CAN RESULT IN DEATH OR SERIOUS INJURY.  
ONLY USE THIS CARRIER WITH CHILDREN OLDER THAN 12 MONTHS & UP TO 43 POUNDS.**

## **PRECAUTIONS FOR USE OF TRAIL MAGIK CARRIER:**

Read all instructions and watch any instructional videos provided by Trail Magik before assembling and using the carrier. The Carrier should not be used unless and until the wearer understands the instructional and safety features and is confident and comfortable with respect to the use of the carrier. Never leave a child unattended in or with the Trail Magik Carrier.

Keep carrier away from children when it is not in use. For smaller children or adults with long torso, wear the carrier waistbelt higher on body so the child's head is positioned close enough to kiss. Children with respiratory problems, and undersized children are at greatest risk of suffocation. Ensure proper placement of child in product, including leg placement. Check to assure all buckles, snaps, straps and adjustments are secure before each use. Never use the Carrier while engaging in activities such as cooking and cleaning, which involve a heat source or exposure to chemicals. Never use the Carrier when balance or mobility is impaired because of exercise, drowsiness or medical conditions. The child's position should be checked regularly to make sure that the child is properly seated in the carrier, centered with legs in a spread-squat position, head upright, and not slumping downward or to the side. Carrier should only be worn on the front of the adult; do not wear child on the back or side hip. To avoid injury when learning to place child in the Carrier, do so over a bed or other cushioned surface with the assistance of another adult. Whenever possible, wear and remove the Carrier close to a safe receiving surface for the child and in a safe place.

There should always be at least two fingers width clearance the child's chin in the facing-out position. Your child's arms, legs, and feet need to be checked regularly while in the Carrier to ensure that they are not constricted. Be aware that as the child becomes more active, the child has more risk of falling out of the Carrier and/or damaging the carrier and/or backpack. Never use/wear more than one carrier at a time.

Regularly inspect the carrier and backpack used for any sign of wear and damage. Check the backpack used & carrier for ripped seams, torn straps or fabrics, and damaged fasteners before each use. Never use a Carrier when fabric, fastener, or buckle is damaged. Only use a backpack that is new with strong seams, no damaged or overly worn webbing. Only carry one child at a time in the Carrier. Never unbuckle the waistbelt while the child is in the Carrier. Always fasten the buckles properly when the Carrier is not in use. Please choose the right materials for the child to wear. Do not have child's skin rubbing on carrier material. Check the core temperature by touching the child's body by hand. This carrier is only intended for use by healthy adults. If the person using the Carrier should develop shoulder, back, or neck problems, discontinue use and consult a qualified medical professional. The references to ages by month are only a general guideline, and each child's development is different. Please check that your child meets the specific requirements for use.

Contact Trail Magik customer service at [info@trailmagik.com](mailto:info@trailmagik.com) for additional assistance, child wearing questions and/or concerns.

- Trail Magik® Kid Carrier -

# DISCLAIMER:

**TRAIL MAGIK USES ONLY THE HIGHEST QUALITY AND SAFEST DYES POSSIBLE TO ENSURE A PRODUCT THAT WILL RETAIN ITS COLOR BUT IS FREE OF HARMFUL CHEMICALS. THERE IS ALWAYS A POSSIBILITY THAT COLORS WILL FADE WITH WASHING. TRAIL MAGIK CANNOT BE HELD RESPONSIBLE FOR FADED COLORS DUE TO LAUNDERING.**

## **Surface Coating:**

Trail Magik carrier is not painted with paint that contains more than 90 parts per million (ppm) (0.009 percent) in paint or any similar surface coatings.

## **Lead Content:**

Trail Magik carrier does not contain greater than 100ppm (0.01 percent) of total lead content in any accessible component or part.

## **Testing and Certification:**

Trail Magik carrier, like all products that are designed or intended primarily for children older than 12 months and up to 43 pounds, has been tested by a CPSC-accepted, third party laboratory for compliance with all applicable children's product safety rules. A Children's Product Certificate accompanies each Trail Magik carrier specifying each applicable rule and indicating that the product complies with those rules.

# CHILDREN'S PRODUCT CERTIFICATE (CPC)

## Identification of the product covered by this certificate:

Trail Magik Kid Carrier

## Citation to each CPSC product safety regulation to which this product is being certified:

16 CFR Part 1500, Mechanical Hazards Requirements Under the Federal Hazardous Substances Act Regulations

16 CFR Part 1500.3, Flammability Requirements for a "Flammable Solid" Under the Federal Hazardous Substances Act Regulations

16 CFR Part 1501, Small Parts Ban for Toys and Other Articles Intended for Children under 3 Years of Age which Present Choking, Aspiration, or Ingestion Hazards.

ASTM F2236-16a, Standard Consumer Safety Specification for Soft Infant and Toddler Carriers:

Section 6.2, Dynamic and Static Load

Section 6.4, Fastener Strength & Strap Retention

## Identification of the U.S. importer or domestic manufacturer certifying compliance of the product:

SEW PERFECT  
COMMERCE, CA

323-727-9564

## Contact information for the individual maintaining records of test results:

BUREAU VERITAS CONSUMER PRODUCTS SERVICES, INC  
100 NORTHPOINTE PARKWAY. BUFFALO, NY 14228-1884 USA  
FRANK.KURZWEG@BUREAUVERITAS.COM  
716-505-3301

## Date and place where this product was manufactured:

NOVEMBER 2021, COMMERCE, CA

## Date and place where this product was tested for compliance with the regulation(s) cited above:

NOVEMBER 2021

## Identify the third party, CPSC-accepted where this product was tested by an accredited laboratory (accepted by the CPSC) for compliance with the regulation(s) cited above:

BUREAU VERITAS CONSUMER PRODUCTS SERVICES, INC  
100 NORTHPOINTE PARKWAY. BUFFALO, NY 14228-1884 USA  
FRANK.KURZWEG@BUREAUVERITAS.COM  
716-505-3301

## CPSIA Tracking Label

Trail Magik LLC

Capistrano Beach , CA, USA

Batch 2-1000

Batch ID/Traceability Number

Production Location: Commerce, CA

Production Date: November 2021

Batch Number: 2-1000

STATIC/DYNAMIC TESTING DONE ON THE FRONT UPPER LOADERS OF A 65L BACKPACKING BACKPACK, A 30 L DAY PACK, AND THE OSPREY HARDFRAMED BACK CARRIER.

USE CAUTION WHEN CHOSING WHICH BACKPACK TO ATTACH THE TRAIL MAGIK TO.

- Trail Magik® Kid Carrier -



## CONTACT US:

[TrailMagik.com](http://TrailMagik.com)

Questions: [HELP@trailmagik.com](mailto:HELP@trailmagik.com)

Instagram: [@trail.magik](https://www.instagram.com/trail.magik)

Facebook: [@TrailMagik](https://www.facebook.com/TrailMagik)

Designed in Capistrano Beach CA.  
Made in California. Enjoyed worldwide